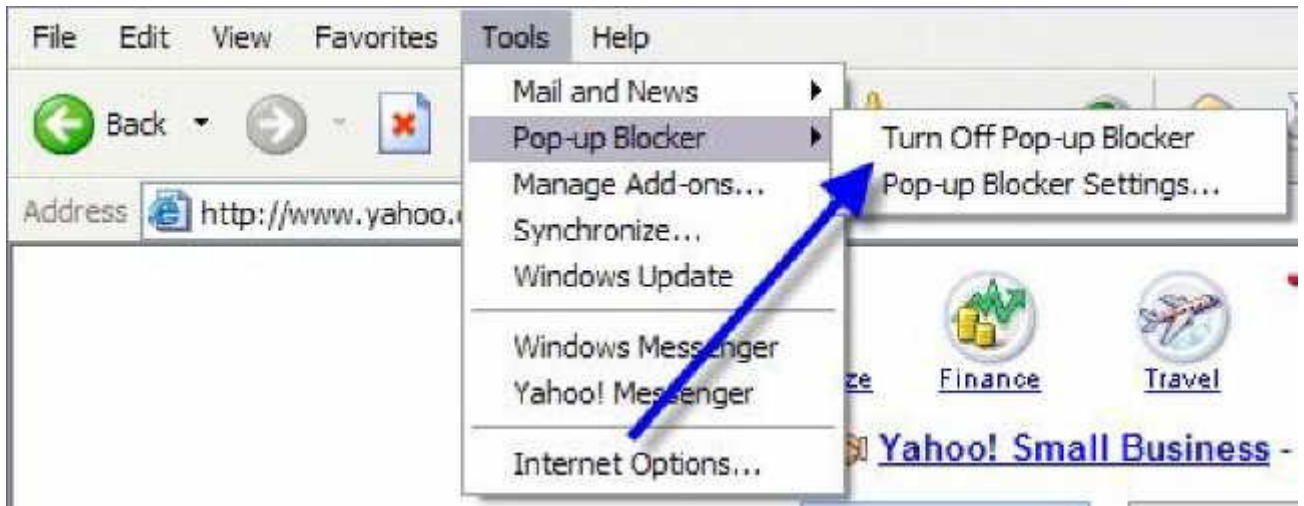


Pop-up blocker help

Common pop-up Blockers and How to Disable Them

Windows XP Pop-up Blocker Using Internet Explorer



- **To disable**
 1. Open **Internet Explorer**.
 2. On the **Tools** menu, point to **Pop-up Blocker**, and then click **Pop-up Blocker Settings**.
 3. Choose the **Turn Off Pop-up Blocker** option.
- **To allow pop-ups for the Virtual HR Center Website**
 1. From the **Internet Explorer** tool-bar, Select **Tools** menu, from the drop down menu, Select **Internet Options** then Select the **Privacy** tab (*at the bottom of the Privacy window should be a Pop-up Blocker section*), Select the **Settings** button.
 2. Add this address to the "Address of Website to allow."
<http://www.virtualhrcenter.com/>
 3. Select the **Add** button, then Select the **Close** button, then Select the **OK** button.
- **For more informations you can visit:**http://www.microsoft.com/windowsxp/using/web/sp2_pop-upblocker.msp

AIM Toolbar

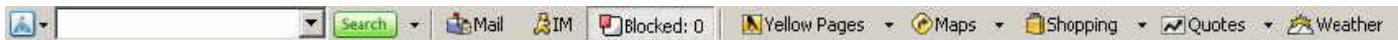


AIM Toolbar is often inadvertently installed along with AOL Instant Messenger, an instant messaging software. This Toolbar provides search functionality and interacts with AOL Instant Messenger.

- **To disable**
 1. Click on the **AIM** button on the left end of the Toolbar. This will open the drop-down list.
 2. Clicking on the **Toolbar Options** in the drop-down list will open the "AIM Toolbar Options"
 3. Choose the **pop-up Blocker Tab** and **uncheck the Block pop-up Windows box**.
 4. Click the **OK** button.

Once this is done, the user should be able to open the new window. If you are still unable to log in, you may have more Pop-Blockers to identify and disable.

AOL Toolbar



- **To disable**
 1. Click **Settings** on the AOL toolbar.
 2. Click **Pop-Ups** in the **Essentials** tab.
 3. Click **Off - Do not block any pop-ups**
 4. Click **Apply** and **OK** to close the options window.
- **To allow pop-ups from the Virtual HR Center Website**
 1. Click **Settings** on the AOL toolbar.
 2. Click **Pop-Ups** in the **Essentials** tab.
 3. In the Web Pop-Ups tab of the Pop-Up Control Settings window select Allow Web pop-ups from these sites.
 4. Enter (<http://www.virtualhrcenter.com/>)
 5. Click **Add**.
 6. Click **Save**.
- **For more information you can visit:**
<http://help.aol.com/>

Earthlink



- **To disable**
 1. Click the **Protection button** on the toolbar.
 2. Click **Pop-Up Blocker** then **Options**.
 3. Click **Off - Do not block any pop-ups**
 4. Click **Apply** and **OK** to close the options window.
- **To allow pop-ups from the Virtual HR Center Website**
 1. Click the **Protection button** on the toolbar.
 2. Click **Pop-Up Blocker** then **Options**.
 3. Click **Open Allow List**
 4. Right-click on the first blank line, then type the full address of the site (<http://www.virtualhrcenter.com/>) and then press <Enter> on your keyboard.
 5. Click **OK** to close the list.
 6. Click **Apply** and **OK** to close the options window.
-
- **For more information you can visit:**
<http://support.earthlink.net/tutorial/ta/protection/>

Mozilla Firefox

- **To disable**
 1. Tool
 2. Open the **Options** window in Firefox.
 3. Click on the **Web Features** icon.
 4. Uncheck the Block pop-up Windows option. Click **Apply** and **OK** to close the options window.
-
- **To allow pop-ups from the Virtual HR Center Website**
 1. Click **Allowed Sites**.
 2. Enter this address(<http://www.virtualhrcenter.com/>)
 3. Click **OK**.

- **For more information you can visit:**
<http://www.mozilla.org/support/firefox/options#webfeatures>

McAfee Internet Security

1. point to **McAfee Pop-Up Blocker**
2. deselect **Enable Pop-up Blocker**

McAfee also has a feature that allows the user to hold down the **Ctrl** key while clicking the refresh button which will allow the pop-up to load.

MSN Toolbar

MSN Toolbar is the latest of the toolbars, but is starting to gain popularity. As with Yahoo and Google Toolbars, it allows other features on top of Pop-Up Blocking. Below is the MSN Toolbar:



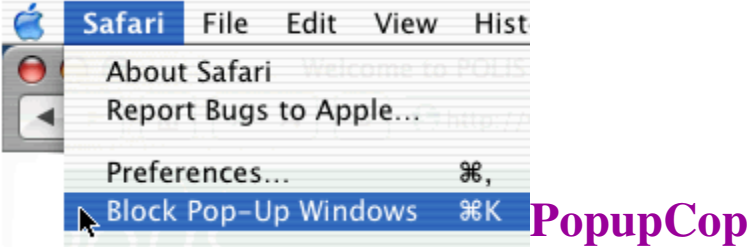
The following icon is the Pop-Up Blocker:



To disable Pop-Up Blocking, Click on the Down arrow to the right of the text to bring up the Menu:



1. **Click on Allow Pop-ups.**



Another popular Pop-Up Blocker, this software is also designed solely for preventing Pop-Ups. It installs a toolbar within the browser:

To disable Pop-Up Blocking, click on the arrow to the right of the badge and a menu will appear with a list of options:

Click on Disable pop-upCop. Once this is done, the user should be able to open the new window. If you are still unable to log in, you may have more Pop-Blockers to identify and disable.

Safari Web Browser (Macintosh Computers)

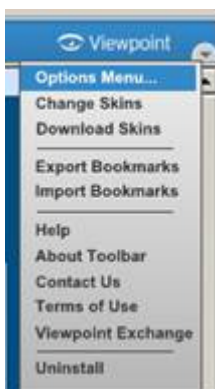
1. Open Safari
2. Click on the Safari Menu
3. Uncheck "Block Pop-Up Windows"

Viewpoint Toolbar

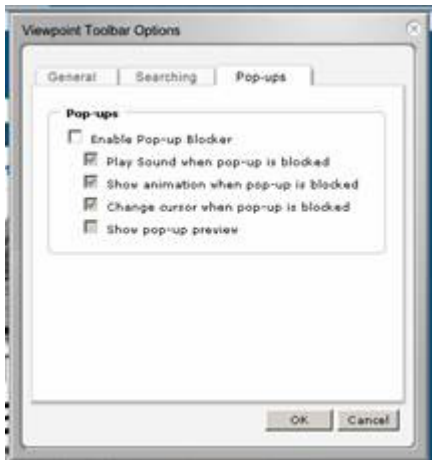
Viewpoint Toolbar is often inadvertently installed along with Viewpoint Player, a media player software. This Toolbar provides search functionality and shows snapshots of search results' pages.



Clicking on the word **Viewpoint** on the right end of the Toolbar will open the drop-down list.




Clicking on the **Options Menu** in the drop-down list will open the "Viewpoint Toolbar Options". To disable Pop-up Blocking **choose the Pop-ups Tab** and **uncheck the Enable Pop-up Blocker** box. Then **click the OK button**.



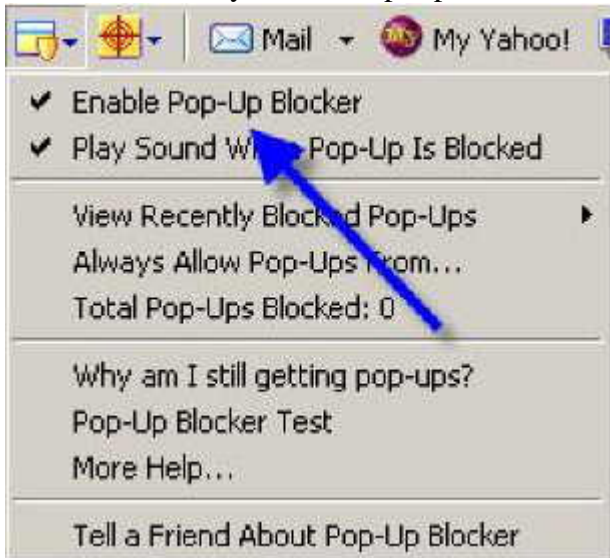
Yahoo Toolbar

Probably the most popular toolbar, this program allows several other functions besides Pop-Up Blocking. Listed below is how the bar will appear within IE:



To disable Pop-Up Blocking, Click on the Down arrow to bring up the Menu: 

Uncheck the entry Enable Pop-Up Blocker.



Once this is done, the user should be able to open the assessment window. If you are still unable to log in, you may have more Pop-Blockers to identify and disable.